

Gallium Nitride 48V, 12.5W, DC-6 GHz HEMT

Built using the SIGANTIC[®] process - A proprietary GaN-on-Silicon technology

Features

- Suitable for linear and saturated applications
- Tunable from DC-6 GHz
- 48V Operation
- Industry Standard Plastic Package
- High Drain Efficiency (>60%)



Applications

- Defense Communications
- Land Mobile Radio
- Avionics
- Wireless Infrastructure
- ISM Applications
- VHF/UHF/L/S-Band Radar

DC-6 GHz
12.5W
GaN HEMT



Product Description

The NPT2018 GaN HEMT is a wideband transistor optimized for DC-6 GHz operation. This device has been designed for CW, pulsed, and linear operation with output power levels to 12.5W (41 dBm) in an industry standard surface mount plastic package.

RF Specifications (CW, 2.5 GHz): $V_{DS} = 48V$, $I_{DQ} = 75mA$, $T_C = 25^{\circ}C$

Symbol	Parameter	Min	Typ	Max	Units
G_{SS}	Small-signal Gain	-	17.5	-	dB
P_{SAT}	Saturated Output Power	-	41.8	-	dBm
η_{SAT}	Efficiency at Saturated Output Power	-	60	-	%
G_P	Gain at $P_{OUT} = 12.5W$	-	16.5	-	dB
η	Drain Efficiency at $P_{OUT} = 12.5W$	-	55	-	%
V_{DS}	Drain Voltage	-	48	-	V
Ψ	Ruggedness: Output Mismatch, all phase angles	VSWR = 10:1, No Device Damage			

DC Specifications: $T_C = 25^\circ\text{C}$

Symbol	Parameter	Min	Typ	Max	Units
Off Characteristics					
I_{DLK}	Drain-Source Leakage Current ($V_{GS}=-8\text{V}$, $V_{DS}=160\text{V}$)	-	-	3	mA
I_{GLK}	Gate-Source Leakage Current ($V_{GS}=-8\text{V}$, $V_{DS}=0\text{V}$)	-	-	1.5	mA
On Characteristics					
V_T	Gate Threshold Voltage ($V_{DS}=48\text{V}$, $I_D=3\text{mA}$)	-2.5	-1.5	-0.5	V
V_{GSQ}	Gate Quiescent Voltage ($V_{DS}=48\text{V}$, $I_D=75\text{mA}$)	-2.1	-1.2	-0.3	V
R_{ON}	On Resistance ($V_{DS}=2\text{V}$, $I_D=22\text{mA}$)	-	1.6	-	Ω
$I_{D, MAX}$	Maximum Drain Current ($V_{DS}=7\text{V}$ pulsed, 300 μs pulse width, 0.2% Duty Cycle)	-	1.75	-	A

Thermal Resistance Specification:

Symbol	Parameter	Typ	Units
$R_{\theta JC}$	Thermal Resistance (Junction-to-Case), $T_J = 200^\circ\text{C}$	6.5	$^\circ\text{C}/\text{W}$

Junction Temperature (T_J) measured using IR Microscopy, Case Temperature (T_C) measured using a thermocouple embedded in heatsink.

Absolute Maximum Ratings: Not simultaneous, $T_C = 25^\circ\text{C}$ unless otherwise noted

Symbol	Parameter	Max	Units
V_{DS}	Drain-Source Voltage	160	V
V_{GS}	Gate-Source Voltage	-10 to 3	V
I_G	Gate Current	6	mA
P_T	Total Device Power Dissipation (Derated above 25°C)	26.9	W
T_{STG}	Storage Temperature Range	-65 to 150	$^\circ\text{C}$
T_J	Operating Junction Temperature	200	$^\circ\text{C}$
HBM	Human Body Model ESD Rating (per JESD22-A114)	Class 1A	
MSL	Moisture sensitivity level (per IPC/JEDEC J-STD-020)	TBD	

Load-Pull Data, Reference Plane at Device Leads

$V_{DS}=48V$, $I_{DQ}=75mA$, $T_C=25^\circ C$ unless otherwise noted

Optimum Source and Load Impedances:

(CW Drain Efficiency and Output Power Tradeoff Impedance)

Frequency (MHz)	$Z_S (\Omega)$	$Z_L (\Omega)$	$P_{SAT} (W)$	$G_{SS} (dB)$	Drain Efficiency @ P_{SAT} (%)
900	$8.8 + j10.3$	$31 + j36$	17	25.0	64
2500	$4.1 - j2.9$	$12.5 + j18$	16	18.0	59
4000	$4.5 - j9.5$	$7.5 + j9.4$	14	15.0	51
5800	$5.3 - j21.5$	$5.0 - j1.6$	12	13.5	45

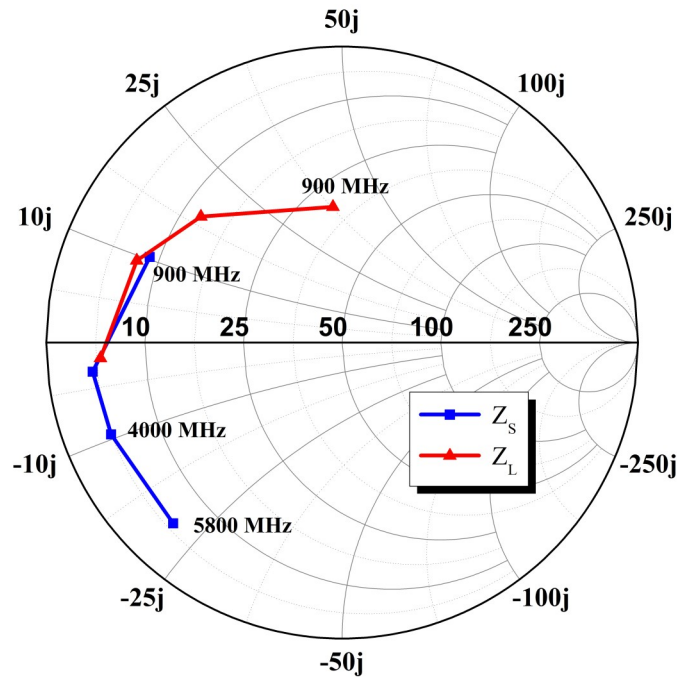
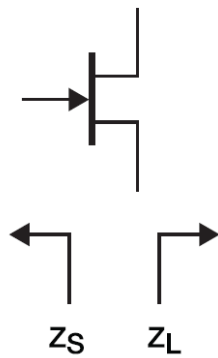


Figure 1: CW Power/Drain Efficiency Tradeoff Impedances, $Z_0=50\Omega$

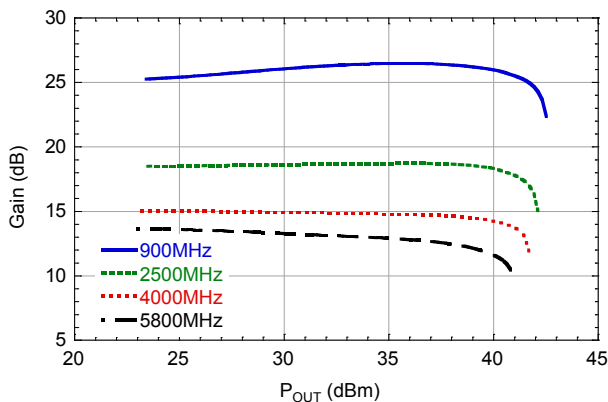


Figure 2: Gain vs. P_{OUT}

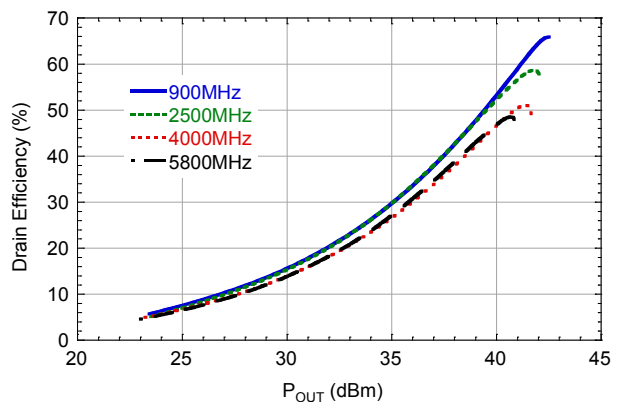


Figure 3: Efficiency vs. P_{OUT}

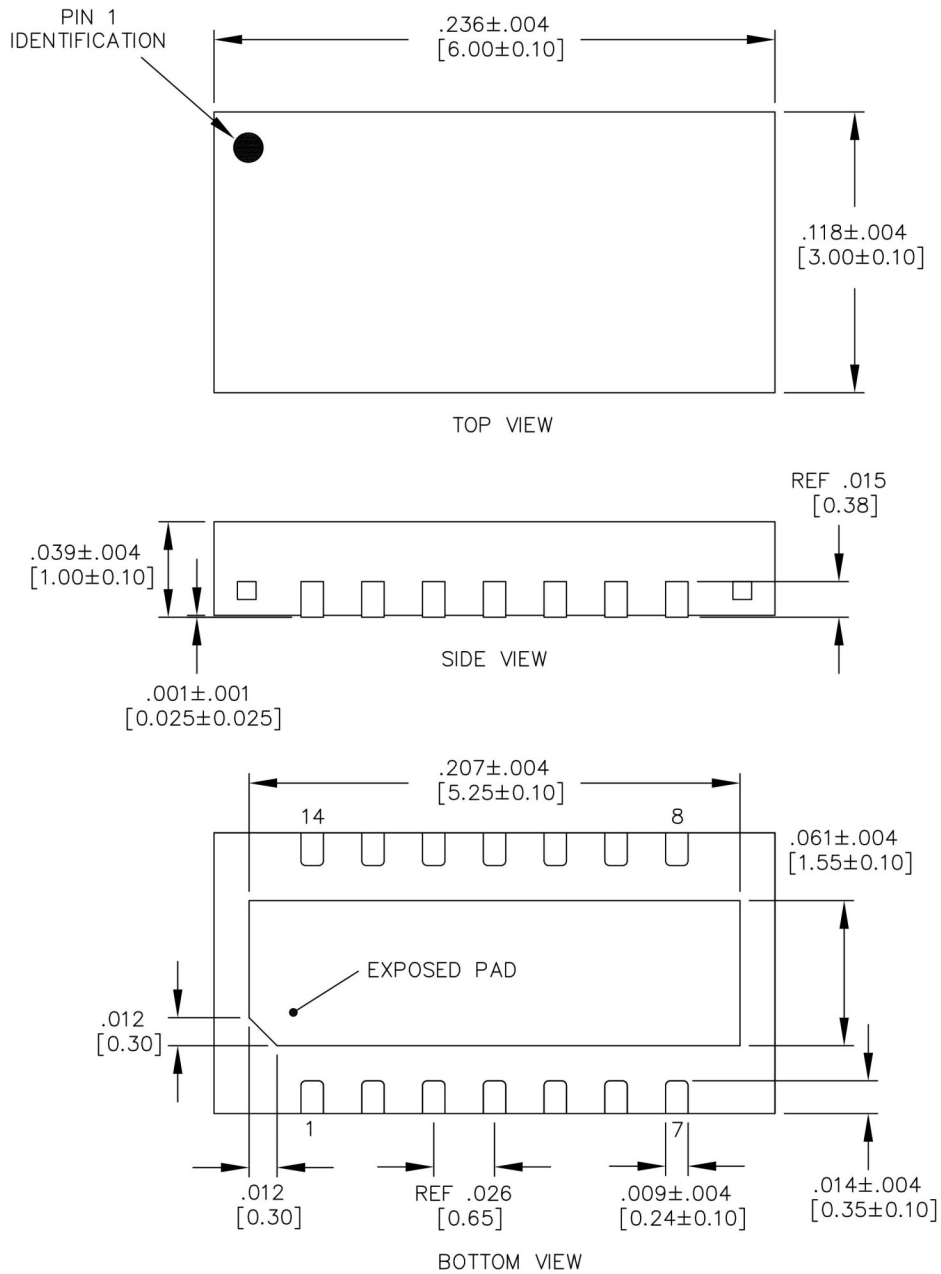


Figure 4 - DFN3X6-14 Plastic Package Dimensions (all dimensions in inches [millimeters])

Pin	Function
10, 11, 12	Gate — RF Input
3, 4, 5	Drain — RF Output
Exposed Pad	Source — Ground
1, 2, 6-9, 13, 14	No Connect*

* All No Connect pins may be left floating or grounded

Nitronex, LLC

523 Davis Drive, Suite 500
Morrisville, NC 27560 USA
+1.919.807.9100 (telephone)
+1.919.472.0692 (fax)
info@nitronex.com
www.nitronex.com

Additional Information

**This part is lead-free and is compliant with the RoHS directive
(Restrictions on the Use of Certain Hazardous Substances in Electrical and Electronic Equipment).**

Important Notice

Nitronex, LLC reserves the right to make corrections, modifications, enhancements, improvements and other changes to its products and services at any time and to discontinue any product or service without notice. Customers should obtain the latest relevant information before placing orders and should verify that such information is current and complete. All products are sold subject to Nitronex terms and conditions of sale supplied at the time of order acknowledgment. The latest information from Nitronex can be found either by calling Nitronex at 1-919-807-9100 or visiting our website at www.nitronex.com.

Nitronex warrants performance of its packaged semiconductor or die to the specifications applicable at the time of sale in accordance with Nitronex standard warranty. Testing and other quality control techniques are used to the extent Nitronex deems necessary to support the warranty. Except where mandated by government requirements, testing of all parameters of each product is not necessarily performed.

Nitronex assumes no liability for applications assistance or customer product design. Customers are responsible for their product and applications using Nitronex semiconductor products or services. To minimize the risks associated with customer products and applications, customers should provide adequate design and operating safeguards.

Nitronex does not warrant or represent that any license, either express or implied, is granted under any Nitronex patent right, copyright, mask work right, or other Nitronex intellectual property right relating to any combination, machine or process in which Nitronex products or services are used.

Reproduction of information in Nitronex data sheets is permitted if and only if said reproduction does not alter any of the information and is accompanied by all associated warranties, conditions, limitations and notices. Any alteration of the contained information invalidates all warranties and Nitronex is not responsible or liable for any such statements.

Nitronex products are not intended or authorized for use in life support systems, including but not limited to surgical implants into the body or any other application intended to support or sustain life. Should Buyer purchase or use Nitronex, LLC products for any such unintended or unauthorized application, Buyer shall indemnify and hold Nitronex, LLC, its officers, employees, subsidiaries, affiliates, distributors, and its successors harmless against all claims, costs, damages, and expenses, and reasonable attorney fees arising out of, directly or indirectly, any claim of personal injury or death associated with such unintended or unauthorized use, notwithstanding if such claim alleges that Nitronex was negligent regarding the design or manufacture of said products.

Nitronex and the Nitronex logo are registered trademarks of Nitronex, LLC.
All other product or service names are the property of their respective owners.

©Nitronex, LLC 2014 All rights reserved.